

**DS-3E1318P-EI****16 Port Fast Ethernet Smart PoE Switch**

- 16 × 100 Mbps PoE RJ45 ports, 2 × gigabit combos.
- IEEE 802.3at/af standard for PoE ports.
- Network topology management, alarm push, network health monitor.
- 6 kV surge protection for PoE ports.
- AF/AT camera can reach up to 300 m in extend mode.

## ▪ Specification

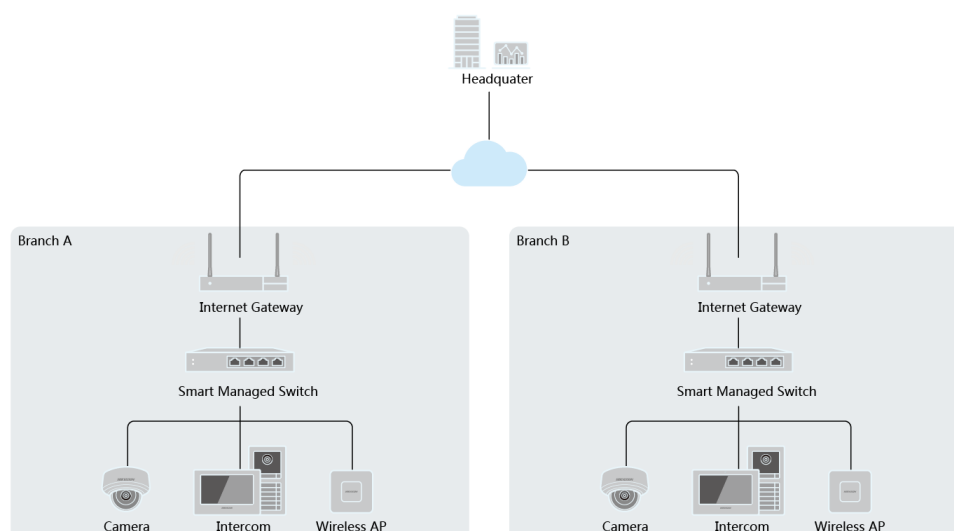
General	
Shell	Metal material
Net Weight	2.59 kg (5.71 lb)
Gross Weight	3.68 kg (8.11 lb)
Dimensions (W × H × D)	440.00 mm × 44.00 mm × 220.80 mm (17.32" × 1.73" × 8.69")
Operating Temperature	0 °C to 45 °C (0 °F to 113 °F)
Storage Temperature	-40 °C to 85 °C (-40 °F to 185 °F)
Operating Humidity	5% to 95% (no condensation)
Relative Humidity	5% to 95% (no condensation)
Power Supply	100~240 V AC, 50/60 Hz, Max. 2.5 A
Max. Power Consumption	250 W
Installation Mode	Rack (equipped with mounting ears)
Power Consumption in Idle	10 W
Surge Protection	6 kV
Network Parameters	
Ports	16 × 10/100 Mbps PoE port, 2 × Gigabit combo
MAC Address Table	16 K
Switching Capacity	9.2 Gbps
Packet Forwarding Rate	6.84 Mpps
Internal Cache	4 Mbits
PoE Power Supply	
PoE Standard	IEEE 802.3af, IEEE 802.3at
PoE Power Pin	8-pin power: 1/2(-), 3/6(+), 4/5(+), 7/8(-)
PoE Port	PoE: Ports 1 to 16
Max. Port Power	30 W
PoE Power Budget	230 W
Software Function	
Long Range	Ports 1 to 16: up to 300 m. Long range performance may vary depend on camera model or cable condition.
VIP Port	Ports 1 to 8: data on VIP ports is preferentially forwarded when bandwidth resources are insufficient.
Link Aggregation	Link aggregation is used to aggregate multiple physical ports to form a logical port for load balancing, bandwidth expansion, and port protection. Support static link aggregation. Support 1 aggregation group.

HPP	<p>Support one-click activation and remote management via Hik-Partner Pro. Functions supported:</p> <ol style="list-style-type: none"> <li>1. Display the port rate.</li> <li>2. Display the port bandwidth utilization rate.</li> <li>3. Display the PoE power usage.</li> <li>4. Display topology information.</li> <li>5. Display the alarm status.</li> <li>6. Restart ports and devices.</li> <li>7. Enable port long-range mode.</li> <li>8. Remotely upgrade the device.</li> </ol>
System Maintenance	Support remote upgrade, recovering default parameters, viewing logs, configuring basic network parameters.
<b>Approval</b>	
EMC	FCC (47 CFR Part 15, Subpart B),CE-EMC (EN 55032: 2015+A11: 2020, EN IEC 61000-3-2: 2019, EN 61000-3-3: 2013+A1: 2019, EN 50130-4: 2011+A1: 2014, EN 55035: 2017+A11: 2020),IC (ICES-003: Issue 7:2020),RCM (AS/NZS CISPR 32: 2015)
Safety	UL (UL 60950-1),CB (AMD1:2009, AMD2:2013, IEC 62368-1: 2014 (Second Edition), CE-LVD (EN 62368-1: 2014+A11: 2017)
Chemistry	CE-RoHS (2011/65/EU),WEEE (2012/19/EU),Reach (Regulation (EC) No.1907/2006)

### ▪ Available Model

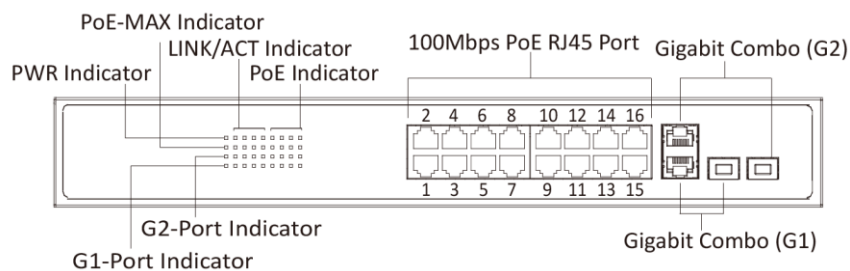
- DS-3E1318P-EI
- DS-3E1318P-EI V2
- DS-3E1318P-EI(B)

### ▪ Typical Application




▪ **Physical Interface**

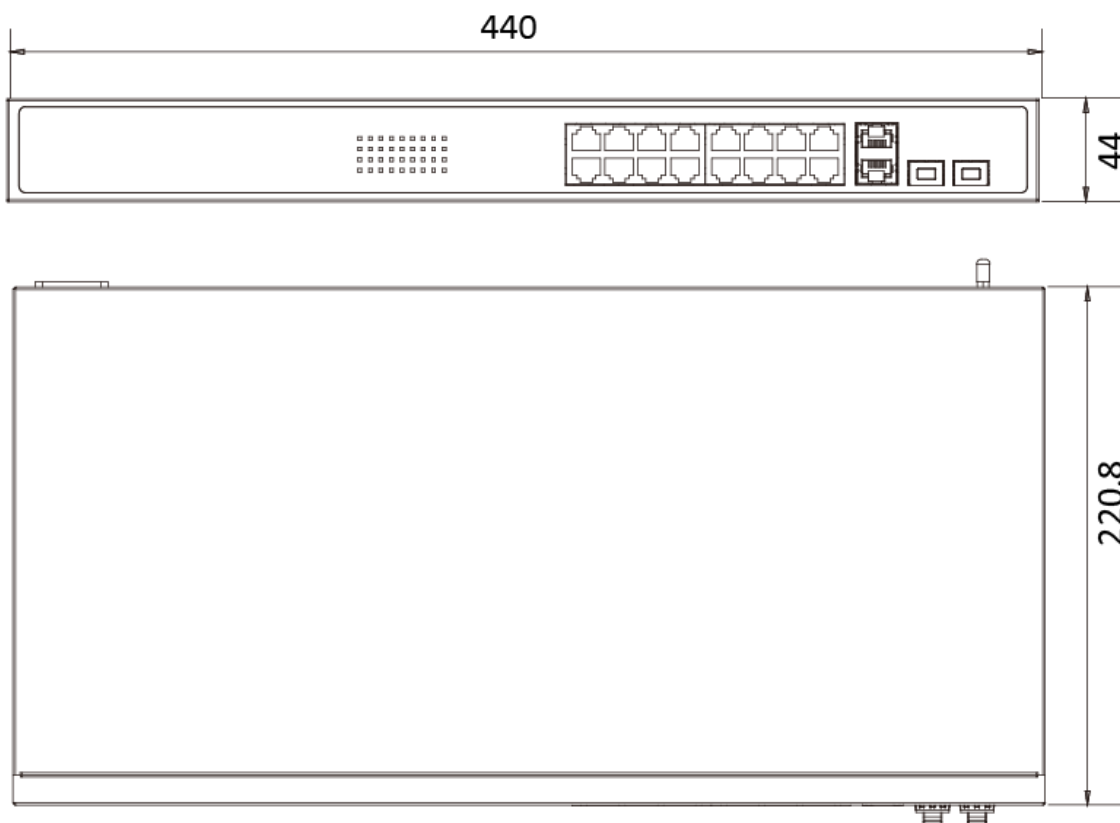
Front Panel



Rear Panel





▪ **Dimension (Unit: mm)**



▪ **Accessory**

▪ **Optional**

HK-SFP-1.25G-20-1550 SFP Module	HK-SFP-1.25G-20-1310 SFP Module	HK-SFP-1.25G-1310-DF- MM SFP Module	HK-SFP-1.25G-20-1310- DF SFP Module
			

**Headquarters**

No.555 Qianmo Road, Binjiang District,  
Hangzhou 310051, China  
T +86-571-8807-5998  
www.hikvision.com



Follow us on social media to get the latest product and solution information.

